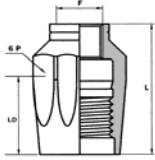


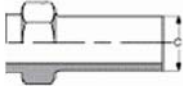
EMBOU A VISSER

JUPES A VISSER

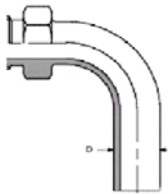


Ø flexible mm	POUR FLEX, 1 TRESSE		POUR FLEX, 2 TRESSES	
	Référence	DISPO	Référence	DISPO
1/4" DN 06	JV106	Cde	JV206	Cde
5/16" DN08	JV108	Cde	JV208	Cde
3/8" DN10	JV110	Cde	JV210	Cde
1/2" DN13	JV113	Cde	JV213	Cde
5/8" DN16	JV116	Cde	JV216	Cde
3/4" DN19	JV119	Cde	JV219	Cde
1" DN25	JV125	Cde	JV225	Cde

lisse droit

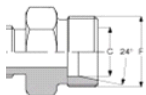


lisse coudé 90°

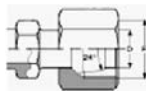


Ø FLEXIBLE mm	Ø F mm	Référence	DISPO	Référence	DISPO
SERIE GAZ					
1/4" DN06	13	CV06EL13	Cde		
5/16" DN08	13	CV08EL13	Cde		
3/8" DN10	13	CV10EL13	Cde		
	17	CV10EL17	Cde		
1/2" DN13	13	CV13EL13	Cde		
	17	CV13EL17	Cde		
5/8" DN16	21	CV16EL21	Cde		
SERIE METRIQUE					
1/4" DN06	8	CV06EL08	Cde		
	8	CV06EL08	Cde		
	10	CV06EL10	Cde	CV06EL10-90	Cde
	10	CV08EL10	Cde	CV08EL10-90	Cde
5/16" DN08	12	CV08EL12	Cde		
	15	CV08EL15	Cde		
3/8" DN10	12	CV10EL12	Cde		
	14	CV10EL14	Cde		
	17	CV13EL14	Cde		
1/2" DN13	13	CV13EL15	Cde		
	14	CV13EL16	Cde		
5/8" DN16	20	CV16EL20	Cde		

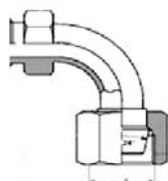
iso male



iso femelle



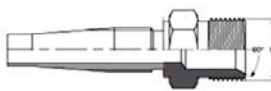
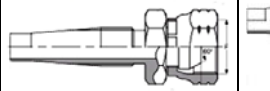


iso femelle coudé 90°

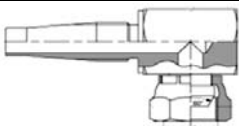



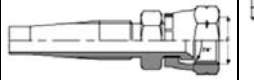


Ø flexible	Ø F	ISO MALE		ISO FEMELLE		ISO FEMELLE 90°		
		REFERENCE	DISPO	REFERENCE	DISPO	REFERENCE	DISPO	
SERIE GAZ								
5/16" DN08	13	20x150	CV08EM13	Cde	CV08ETC13	Cde	CV08ETC13-90	Cde
	17	24x150			CV08ETC17	Cde		
3/8" DN10	13	20x150	CV10EM13	Cde	CV10ETC13	Cde	CV10ETC13-90	Cde
	17	24x150	CV10EM17	Cde	CV10ETC17	Cde		
1/2" DN13	13	20x150			CV13ETC13	Cde		
	17	24x150	CV13EM17	Cde	CV13ETC17	Cde	CV13ETC17-90	Cde
5/8" DN16	21	30x150	CV16EM21	Cde	CV16ETC21	Cde		
3/4" DN19	27	36x150	CV19EM27	Cde	CV19ETC27	Cde		
SERIE LEGERE								
1/4" DN06	8	14x150	CV06EM08L	Cde	CV06ETC08L	Cde	CV06ETC08L-90	Cde
	10	16x150	CV06EM10L	Cde	CV06ETC10L	Cde	CV06ETC10L-90	Cde
	10	16x150	CV08EM10L	Cde	CV08ETC10L	Cde	CV08ETC10L-90	Cde
5/16" DN08	12	18x150	CV08EM12L	Cde	CV08ETC12L	Cde	CV08ETC12L-90	Cde
	15	22x150	CV08EM15	Cde				
	10	16x150			CV10ETC10L	Cde		
3/8" DN10	12	18x150	CV10EM12L	Cde	CV10ETC12L	Cde	CV10ETC12L-90	Cde
	15	22x150	CV10EM15L	Cde	CV10ETC15L	Cde	CV10ETC15L-90	Cde
1/2" DN13	15	22x150	CV13EM15L	Cde	CV13ETC15L	Cde	CV13ETC15L-90	Cde
SERIE FORTE								
1/2" DN13	16	24x150	CV13EM16S	Cde	CV13ETC16S	Cde	CV13ETC16S-90	Cde
5/8" DN16	20	30x200	CV16EM20S	Cde				
SERIE FRANCAISE								
5/16" DN08	14	20x150			CV08ETC14N	Cde		
3/8" DN10	14	20x150	CV10EM14N	Cde	CV10ETC14N	Cde		
1/2" DN13	14	20x150	CV13EM14N	Cde				
5/8" DN16	18	27x150			CV16ETC18N	Cde		
3/4" DN19	22	30x150	CV19EM22N	Cde				



EMBOUT A VISSER

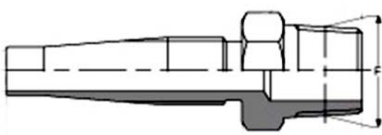
EMBOUTS BSP									
		Embout male		Embout femelle		Embout coudés à 45°		Embout coudés à 90°	
									
Ø flexible	Ø F	REFERENCE	DISPO	REFERENCE	DISPO	REFERENCE	DISPO	REFERENCE	DISPO
1/4" DN06	1/4" 3/8"	CV06MBSP1/4	Cde	CV06FBSP1/4 CV06FBSP3/8	Cde Cde			CV06FBSP1/4-90	Cde
5/16" DN08	1/4"	CV08MBSP1/4	Cde	CV08FBSP1/4	Cde			CV08FBSP1/4-90	Cde
	3/8"	CV08MBSP3/8	Cde	CV08FBSP3/8	Cde			CV08FBSP3/8-90	Cde
3/8" DN10	1/4"	CV10MBSP1/4	Cde					CV08FBSP1/2-90	Cde
	3/8"	CV10MBSP3/8	Cde	CV10FBSP3/8	Cde	CV10FBSP3/8-45	Cde	CV10FBSP3/8-90	Cde
1/2" DN13	1/2"	CV10MBSP1/2	Cde	CV10FBSP1/2	Cde	CV10FBSP1/2-45	Cde	CV10FBSP1/2-90	Cde
	5/8"	CV13MBSP1/2	Cde	CV13FBSP1/2 CV13FBSP5/8	Cde Cde	CV13FBSP1/2-45	Cde	CV13FBSP1/2-90	Cde
5/8" DN16	5/8"	CV16MBSP5/8	Cde						
3/4" DN19	3/4"	CV16MBSP3/4	Cde	CV16FBSP3/4	Cde			CV16FBSP3/4-90	Cde
	3/4"	CV19MBSP3/4	Cde	CV19FBSP3/4	Cde			CV19FBSP3/4-90	Cde
1" DN25	1"	CV25MBSP1	Cde	CV25FBSP1	Cde				

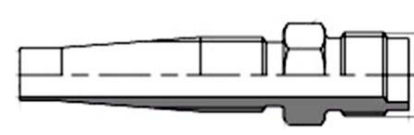
EMBOUTS BSP			
Embout coudés court à 90°			
			
Ø flexible	Ø F	REFERENCE	DISPO
3/8" DN10	3/8"	CV10FBSPC3/8-90	Cde
1/2" DN13	1/2"	CV13FBSPC1/2-90	Cde


EMBOUTS JIC									
		Embout droits		Embout droits		Embout coudés à 45°		Embout coudés à 90°	
									
Ø flexible	Ø F	REFERENCE	DISPO	REFERENCE	DISPO	REFERENCE	DISPO	REFERENCE	DISPO
1/4" DN06	7/16"	CV06MJ7/16	Cde	CV06FJ7/16	Cde				
	1/2"	CV06MJ1/2	Cde	CV06FJ1/2	Cde			CV06FJ1/2-90	Cde
5/16" DN08	9/16"	CV06MJ9/16	Cde	CV06FJ9/16	Cde				
	1/2"			CV08FJ1/2	Cde				
3/8" DN10	9/16"	CV08MJ9/16	Cde	CV08FJ9/16	Cde	CV08FJ9/16-45	Cde	CV08FJ9/16-90	Cde
	3/4"	CV08MJ3/4	Cde	CV08FJ3/4	Cde				
1/2" DN13	9/16"	CV10MJ9/16	Cde	CV10FJ9/16	Cde			CV10FJ9/16-90	Cde
	3/4"	CV10MJ3/4	Cde	CV10FJ3/4	Cde	CV10FJ3/4-45	Cde	CV10FJ3/4-90	Cde
5/8" DN16	7/8"	CV10MJ7/8	Cde	CV10FJ7/8	Cde			CV10FJ7/8-90	Cde
	3/4"	CV13MJ3/4	Cde	CV13FJ3/4	Cde			CV13FJ3/4-90	Cde
3/4" DN19	7/8"	CV13MJ7/8	Cde	CV13FJ7/8	Cde	CV13FJ7/8-45	Cde	CV13FJ7/8-90	Cde
	7/8"	CV16MJ7/8	Cde	CV16FJ7/8	Cde				
1" DN25	1"1/16"	CV16MJ1.1/16	Cde	CV16FJ1.1/16	Cde			CV16FJ1.1/16-90	Cde
	1"1/16"	CV19MJ1.1/16	Cde	CV19FJ1.1/16	Cde				

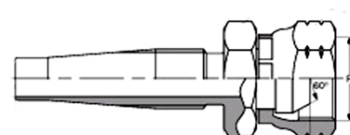


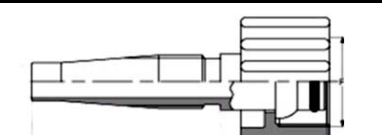
EMBOUT A VISSER

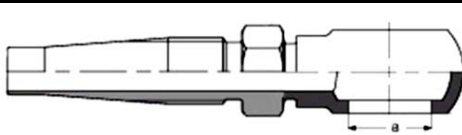
EMBOUTS GAZ			
EMBOUTS MALE GAZ			
			
Ø flexible	Ø F	REFERENCE	DISPO
1/4" DN06	1/4"	CV06MC1/4	Cde
	3/8"	CV06MC3/8	Cde
5/16" DN08	1/4"	CV08MC1/4	Cde
	3/8"	CV08MC3/8	Cde
	1/2"	CV08MC1/2	Cde
3/8"	1/4"	CV10MC1/4	Cde
	3/8"	CV10MC3/8	Cde
	1/2"	CV10MC1/2	Cde
1/2" DN13	1/4"	CV13MC1/4	Cde
	3/8"	CV13MC3/8	Cde
	1/2"	CV13MC1/2	Cde
5/8" DN16	3/4"	CV16MC3/4	Cde
3/4" DN19	3/4"	CV19MC3/4	Cde
1" DN25	1"	CV25MC1	Cde

EMBOUTS ARELCO			
EMBOUTS MALE AGRICOLE			
			
Ø flexible	Ø F	REFERENCE	DISPO
1/4" DN06	18X150	CV06MVA18	Cde
5/16 DN08		CV08MVA18	Cde
3/8" DN10		CV10MVA18	Cde
1/2" DN13		CV13MVA18	Cde

EMBOUTS FOND PLAT			
EMBOUTS TOURNANT FOND PLAT			
			
Ø flexible	Ø F	REFERENCE	DISPO
5/16" DN08	1/4"	CV08TG1/2	Cde
	3/8"	CV08TG3/8	Cde
1/2" DN13	1/4"	CV13TG1/2	Cde
	3/8"	CV13TG3/4	Cde

EMBOUTS DIN			
EMBOUTS DIN			
			
Ø flexible	Ø F	REFERENCE	DISPO
1/4" DN06	14X150	CV06FD14	Cde
	14X150	CV06FD14-90	Cde
5/16 DN08	16X150	CV08MD16	Cde

EMBOUTS KARCHER			
EMBOUTS TOURNANTS			
			
Ø flexible	Ø F	REFERENCE	DISPO
5/16 DN08	22X150	CV08ETK22	Cde
3/8" DN10		CV10ETK22	Cde

EMBOUTS BANJO			
EMBOUTS DROIT			
			
Ø flexible	Ø F	REFERENCE	DISPO
5/16 DN08	18	CV08OR18	Cde
3/8" DN10		CV10OR18	Cde

